



Rapid Deployment,  
Rapid Assimilation

Qube is a turn-key methodology for ERP implementations, including a set of sector-specific, pre-configured processes, pre-built APIs and powered by tailored reports & visualizations for leading ERP solutions.

**The Problem:**

Many business require tier 1 ERP solutions to meet the complex requirements of their capabilities but often do not have the time nor can bear the risk of a traditional, lengthy ERP implementation. In turn, rushed ERP implementations lead to unfinished configuration, incomplete training and lower user adaption, which leads to lowered realization of value.

**Where Qube comes in:**

Qube allows businesses to rapidly deploy and adopt world-class ERP by preconfiguring implementations to the sector-specific capabilities (captrees) leading to predictable, de-risked implementation schedules, lower total capital outlay and a focus on the critical processes that drive the most economic value.



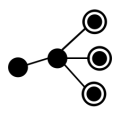
Pre-Defined Implementation Methodology focusing on Training and Testing




Embedded connection to world-class Supply Chain Event Sensing Insights (Minerva)



Sector Specific pre-configured workflows based on SCOR 12.0

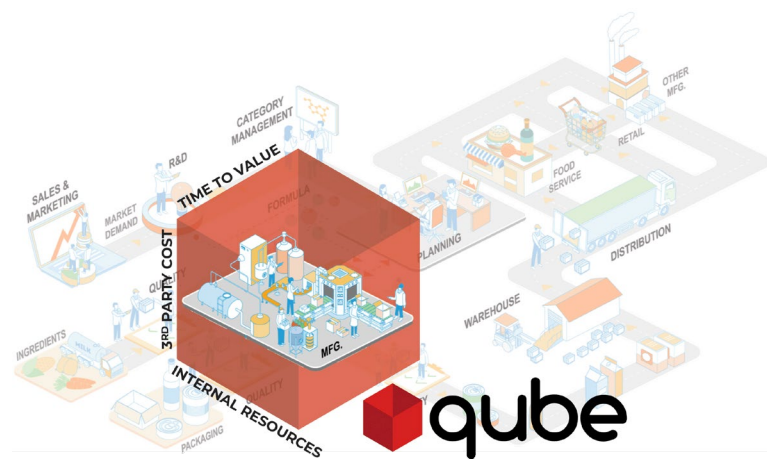


Turn-key dynamic reports, visualizations and algorithmic insights



Built and field-proven by COOs, CFOs and Project Managers

Turn-Key Implementations



Powered by data science and visualizations



Focused on execution. Powered by algorithms.

- 877-717-7476
- info@clearprism.com
- clearprism.com